

AQUATICA

SeaWorld's
WATERPARK™

SAN ANTONIO



GUEST SAFETY & ACCESSIBILITY GUIDE




Table of Contents

Welcome	2	Loose Article Policy	6
General Park Information	3	Oxygen Tanks.....	6
Service Animals.....	3	Safety Warning	6
Guest Services	3	Definitions	7
Wheelchair Rental	3	Ridership Criteria	7
Segways®	3	Ride Information	9
Restrooms.....	3	Cutback Cove™ & Cutback Cove Slide.....	9
First Aid	3	Big Surf Shores™	10
Complimentary Life Vests	3	Kata's Kookaburra Cove®	10
Pool Accessibility.....	4	Ke-Re Reef & Ray Connection.....	11
Restaurants.....	4	Kiwi Curl® & WooHoo Falls®	12
Gift Shops	4	Loggerhead Lane™	13
Ride Access Information	5	Slippity Dippity® & Zippity Zappity.....	13
Height Requirements	5	Stingray Falls®	14
Casts, Braces and Walking Boots.....	5	Tassie's Twisters™ and HooRoo Run®	15
Prosthetic Devices and Amputations	5	Walhalla Wave®	15
Guests of Exceptional Size	6	Walkabout Waters™	16
Ride Escorts.....	6	Whanau Waters®	16

WELCOME TO AQUATICA™, SEAWORLD'S WATERPARK

We're glad you're here! This guide provides an overview of services and facilities available for guests with disabilities who are visiting Aquatica in San Antonio, Texas. We are committed to providing a safe and enjoyable environment to all guests. Please refer to Guest Services if you have any questions.

At Aquatica, we have a program in place to assist guests with disabilities. Our Ride Accessibility Program matches the individual abilities of our guests to the requirements of each ride. The program is described below.

Ride Accessibility Program (RAP): Is designed to allow guests to fully participate and enjoy our parks while keeping in mind the safety requirements of our rides and attractions. The program was developed based on the requirements of the manufacturer and by evaluating the physical and mental attributes required to safely ride each ride and participate in our other attractions. It is our policy to allow anyone to ride our rides and enjoy our attractions so long as they meet all of these requirements and such that it does not present a potential hazard to the guest or others.

Notice: The information in this guide is subject to change without notice. Please contact an Aquatica team member regarding accessibility prior to entering a particular attraction. You also may wish to visit Guest Services for current information on accessibility and services, or email inquiries to AquaticaTX@SeaWorld.com.



GENERAL PARK INFORMATION

SERVICE ANIMALS

Service animals are welcome at SeaWorld Parks & Entertainment™ facilities. Service animals are limited to dogs and miniature horses that have been individually trained to do work or perform task for the benefit of an individual with a disability.

Service animals must remain on a leash or harness and/or under the control of its handler at all times and be house broken. If at any time your service animal's behavior is out of control, you will be asked to remove your service animal from the premises. Service animals must remain a reasonable distance from the park's resident animals.

Due to the nature of Aquatica's pools and attractions, service animals are not permitted. To experience a ride or attraction, the animal may be left with a non-rider. If a non-rider is not available to watch the animal while a disabled guest is riding the ride, a temporary pen will be provided. Please contact Guest Services for additional information.

"BREAK" AREA FOR SERVICE ANIMALS

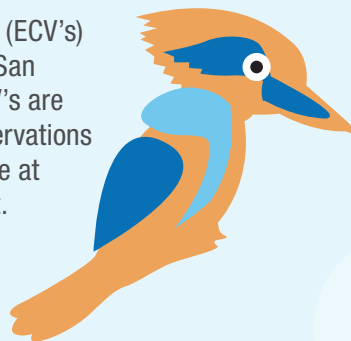
For your convenience, a service animal "Relief Area" is located next to Kata's Kookaburra Cove.

GUEST SERVICES

Guest Services is located at the main entrance of Aquatica.

WHEELCHAIR RENTAL

Wheelchairs and Electric Convenience Vehicles (ECV's) may be rented at Island Traders at SeaWorld® San Antonio's entrance plaza. Wheelchairs and ECV's are rented on a first-come, first-served basis. Reservations for wheelchairs are available and must be made at least three days in advance of the planned visit. Reservations can be made online at



www.SeaWorld.com or by calling 210-523-3165. Guests may also use their own wheelchairs or ECV's. Guests using wheelchairs may join any admissions line to enter the park.

Beach mobility wheelchairs are available upon request on a first-come, first-served basis. Please contact Guest Services for additional information.

SEGWAYS

SeaWorld Parks & Entertainment is committed to providing guests a safe and enjoyable experience. Because of different pathway configurations and terrain, as well as large crowds that include small children and strollers, we regret that we cannot permit the use of two-wheeled, self-balancing electric vehicles such as Segways. We are pleased to offer other forms of personal transportation, including Electric Convenience Vehicles, 4-wheeled stand-up electric convenience vehicles and standard wheelchairs. We encourage you to contact Guest Services with any questions you may have.

RESTROOMS

All restrooms are accessible to guests using wheelchairs and are clearly marked with the disabled symbol throughout the park. Companion restroom facilities are located at Whanau Waters and Adaptations gift shop.

FIRST AID

Aquatica's First Aid station is located next to Waterstone Grill. This office is staffed by Emergency Medical Technicians. Team members throughout the park will be happy to call for assistance upon request.

COMPLIMENTARY LIFE VESTS

Weak swimmers, non-swimmers and those under 42 inches tall are recommended to wear a life vest. Only U.S. Coast Guard approved Type II and Type III life vests are permitted in Aquatica. Complimentary life vests are provided throughout Aquatica and are U.S. Coast Guard approved.



- ▶ A U.S. Coast Guard approved Type II life vest is a buoyant style vest good for calm or inland water and suitable for supervised use in pools and waterparks.
- ▶ A U.S. Coast Guard approved Type III life vest is a floatation style vest good for calm or inland water and suitable for supervised use in pools and waterparks.

POOL ACCESSIBILITY

Most of our pools are designed with zero depth entry, ramps or have stairs/ladders. If you need further assistance, please see an Aquatica team member.

RESTAURANTS

While dining at our restaurants, please be aware that most venues offer cafeteria-style service. For guests with special dietary needs, we offer a variety of allergy friendly options throughout our park. You may stop by Guest Services, or any of our meal facilities, to receive an Allergen Card with more detail on our Allergy Friendly program and culinary options for those guests with allergies. The Allergen Cards are pictured below.

For questions before you visit, please contact us at www.AquaticaSanAntonio.com. We also suggest you visit meal facilities during non-peak hours or ahead of meal time so that you can be efficiently assisted and served.

For any of our guests that cannot wait in long lines, are unable to access the cafeteria lines or have special dietary needs, please go straight to the cashier (or restaurant hostess) upon arrival and ask to speak with a supervisor for assistance.

Allergy friendly

IMPORTANT ALLERGEN INFORMATION

To best help you and ensure a safe and enjoyable dining experience, we ask that you please read and understand ALL of the important information below.

TRAINED AND EDUCATED STAFF: Our staff has been educated and trained in allergen management in association with The Food Allergy & Anaphylaxis Network (FAAN™) to ensure your safety.

OFFERING OF SPECIALTY ITEMS: Our park offers several allergen friendly prepackaged items for your special dietary needs.

WHAT TO DO: Upon arriving at a meal facility, please go straight to the cashier and ask to speak with a supervisor to discuss the severity of your allergies and determine a meal that will be safe for you.

CROSS CONTACT: Not all of our meal facilities are free from cross contact. In order to ensure your meal is safe, please discuss the preparation process for your meal with the supervisor as you place your order to ensure no cross contact takes place.

This information is provided for informational purposes only by SeaWorld Parks & Entertainment. © 2023. SeaWorld Parks & Entertainment, its parks, subsidiaries, affiliates, licensors, vendors, and/or suppliers assume no responsibility for accuracy or change being made, printed or otherwise, contained by or in our parks.

TIPS FOR A SAFE TRIP: Follow these tips to allow us to best serve you and ensure a safe and great dining experience with us!

- Always ask for a supervisor upon arriving at a meal facility.
- Visit meal facilities during non-peak hours or ahead of meal time so that you can be efficiently assisted and served.
- Always ask about cross-contact potential.
- Refer to the reverse of this card for additional information.

SEAWORLD PARKS & ENTERTAINMENT

Designated Meal Facility

Although all of our meal facilities are prepared to assist you with your allergen needs, we have designated one meal facility in particular at our park that is best suited to serve your special meal. This designated facility can offer you the best variety of safe options for your dietary needs. Please refer to your park map or ask a manager at a facility to learn where you can find the designated meal facility at our park!

Allergen Chef Card

Please fill out the chef card below with any food allergies you may have. You can then hand this to a supervisor or chef at any meal facility to assist with getting your allergen friendly meal.

WARNING! I am severely allergic to:

In order for me to avoid a life-threatening reaction, I must avoid all foods that contain these ingredients:

Please ensure that my food does not contain any of these ingredients, and that any utensils and equipment used to prepare my meals, as well as prep surfaces, are thoroughly cleaned prior to use.

THANK YOU for your cooperation.

SEAWORLD PARKS & ENTERTAINMENT

GIFT SHOPS

All gift shops are wheelchair accessible. Please ask any team member for assistance. Package Pickup is available at all gift shops. This provides guests the opportunity to shop throughout Aquatica and have their purchases sent to Package Pickup, located at Island Traders inside of SeaWorld, for pick-up later in the day.

RIDE ACCESS INFORMATION

At Aquatica, safety is the only consideration that takes precedence over fun! Thrill rides, by their very nature, create forces and speeds that may not be acceptable or tolerable to some guests and may cause injury to some riders with known or unknown pre-existing conditions.

Many theme park rides incorporate safety systems designed by the manufacturer to accommodate people of average physical stature and body proportion. These systems may place restrictions on the ability of an individual to safely experience the ride. In general, you should ride only if you are in good health. Do not ride if you know or suspect you may be pregnant, have high blood pressure, heart, neck or back problems, motion sickness, recent surgery or any other medical condition that may be affected by the features of the ride. You should not ride if you have any impairment or condition that would prevent the normal use of the attraction or inability to follow any safety requirement.

In order to ride, guests must be able to maintain the proper riding position throughout the ride, keeping their head upright and their back against the tube of the raft. Guests must be able to hold on tight and keep their hands, arms, legs and feet down and within the confines of the tube or raft at all times. Guests must be able to demonstrate a willingness and ability to comply with verbal and written rider requirements. The rider requirements and health restrictions are listed at the entrance of each ride.

Guests with casts or braces will be restricted from riding certain rides where the cast or brace may present a hazard to the guest or slides. Please consult with our Guest Services staff for more information or if in doubt about your ability to safely experience a ride.

Aquatica team members can offer assistance steadying a guest transferring to or from a wheelchair. They may not lift or assist in lifting anyone using a wheelchair. All guests must be able to board a ride themselves or with help from a member of their party.

The maturity level of any rider must be considered prior to riding.

HEIGHT REQUIREMENTS

Height requirements are posted at each attraction. Your child may be measured at the height check station located at Guest Services. All guests, including those using wheelchairs, must meet the height requirement.

CASTS, BRACES AND WALKING BOOTS

Guests with a full arm cast, full leg cast or braced arm cast may be restricted from riding certain rides and should refer to the Ride Information section of this guide for more information.

PROSTHETIC DEVICES AND AMPUTATIONS

Guests with any type of prosthesis should ensure it is properly secured before riding any ride. Padding may be recommended or required for exposed metal on prosthetic devices. Please contact Guest Services to determine specific ability to ride any ride.



GUESTS OF EXCEPTIONAL SIZE

Riders must be able to maintain proper riding position. Safety guidelines have been designed by the manufacturer to accommodate people of average physical stature and body proportion. These guidelines may place restrictions on the ability of an individual to safely experience the attraction. Extremely large or small individuals may not be safely accommodated by these guidelines. Our goal is to accommodate everyone who can safely participate in any of Aquatica's attractions.

RIDE ESCORTS

Ride escorts may be required due to mechanical problems, weather conditions or power interruption. If a ride escort is required, guests may need to negotiate stairs from the highest point of the ride. Guests will need to remain seated, pushing themselves forward with their hands to descend down the slide. Guests requiring assistance during the ride escort, may be escorted last in order to expedite the ride escort process. Please inquire about specific procedures prior to boarding a particular attraction.

LOOSE ARTICLE POLICY

Loose articles may be permitted on attractions as long as the rider can maintain the proper riding position. We recommend that all loose articles are left in a locker or with a non-rider. Aquatica is not responsible for lost or damaged articles.


OXYGEN TANKS

Due to the dynamics and certain characteristics of the pools and attractions, oxygen tanks are not permitted.

SAFETY WARNING

BEFORE EXPERIENCING A RIDE PLEASE NOTE ALL SAFETY WARNINGS BOTH VERBAL AND WRITTEN FOR EACH RIDE, SUCH AS:


- ▶ Please exercise caution in participating in each attraction, watching your step while loading/unloading in the attraction.
- ▶ Please obey all instructions given by guards.
- ▶ Keep all parts of your body inside the ride at all times.
- ▶ You are responsible for your personal property.
- ▶ Finish food and beverages before boarding.
- ▶ Proper swimsuit is required; clothing with zippers, buckles, buttons, denim and rivets are prohibited. Water shoes and swimming material shirts may be worn.
- ▶ Each attraction has a posted restriction sign at the attraction entrance. Please review these closely. If you have any questions, please see an Aquatica team member for more details.
- ▶ No smoking while in line or while riding. Smoking is prohibited, except in the designated area by Tassie's Twisters.



DEFINITIONS

Every ride entrance lists height requirements and special instructions regarding the ride. Aquatica uses the following terms:

- ▶ **Supervising Companion:** A supervising companion is someone who physically and mentally meets all the requirements to ride the ride themselves and is 14 years of age or older.
- ▶ **Accompanied By:** Whenever a guest needs accompaniment, the accompanying person must meet all the ride requirements, as well as assist the guest. This includes helping the guests in the boarding and exiting of the ride, assisting the guest in maintaining postural control while riding, and assisting the guest down stairs, catwalks or ladders in case of a ride escort.
- ▶ **Hand-held Infant:** A hand-held infant is a child who is unable to walk to the ride unit independently or maintain independent seated postural control.
- ▶ **Functioning Extremity:** A functioning extremity is a limb over which a person has control. A prosthetic device is considered a functioning extremity.
- ▶ **Ability to hold on or brace:** Ability to use one's arms to maintain a grasp on an assist bar and support one's body during normal and emergency procedures on a ride and to use one's legs to brace to maintain a seated position during the forces of the ride.



RIDERSHIP CRITERIA

The ability for a disabled guest to ride certain rides or attractions is evaluated based on certain criteria which may include manufacturer's requirements and other safety considerations. Some of those may include the following:

1. **Ability to maintain the proper riding position throughout the ride.** The guest must have the body and spinal control to maintain the proper riding position throughout the ride without the aid of other people or devices and be able to maintain the proper riding position even during bumping or other characteristic movements of the ride.
2. **Weight distribution to allow the restraint device to function as designed.** The weight distribution of the guest's body must not interfere with any of the ride or attraction's safety and restraint devices as they were designed.
3. **Control of upper torso – including head and neck.** The guest must have sufficient muscle control to support their head, neck and upper torso in the proper position during the ride or attractions' designed dynamic motions.
4. **Ability to hold on with one functioning hand.** A functioning hand is an upper extremity or prosthesis with fingers that have the ability to grasp the restraint device and exhibits good grip control, the ability to brace and is strong enough to maintain the proper riding position throughout the duration of the ride.
5. **Ability to hold on with two functioning hands.** Ability to hold on with two functioning hands as described above.
6. **Ability to hold on with one functioning arm.** A functioning arm is an upper extremity or prosthesis that has the ability to arm-grip the restraint device by wrapping the arm around the restraint device and is strong enough to allow the guest to maintain the proper riding position throughout the duration of the ride.
7. **Ability to hold on with two functioning arms.** Ability to hold on with two functioning arms as described above.

8. **Ability to brace self with one functioning leg.** Guest must have one functioning leg, natural or prosthetic, for bracing their body during the course of the ride or attraction.
9. **Ability to brace self with two functioning legs.** Guest must have two functioning legs, natural or prosthetic, to be used for bracing their body during the course of the ride or attraction and maintaining balance when entering and exiting a ride or attraction.
10. **Minimum of two functioning extremities.** Guest must have a minimum of two functioning extremities, natural or prosthetic (two arms, two legs, or one arm and one leg), to brace themselves during the ride and assist in entering and exiting the ride or attraction.
11. **Minimum of three functioning extremities.** Guest must have a minimum of three functioning extremities, natural or prosthetic (two legs and an arm or two arms and a leg) to allow the guest to brace in a tripod manner during the ride.
12. **Ability to enter and exit the ride without endangering self or others.** Guest must be able to enter and exit the ride without jeopardizing themselves or others and to assist with their own evacuation, if necessary. This may include entering through an exit or having someone aid him or her in boarding. If a guest has to be lifted in and out of a ride unit, they must be accompanied by a supervising companion who is accustomed to doing this. For the safety of ride or attraction operators and the guest, our operators are instructed not to perform this function, other than in children's ride areas.
13. **Appropriate Observed Conduct.** Guest must demonstrate appropriate observed conduct by indicating a willingness and ability to understand, participate in and follow all rider requirements. Appropriate observed conduct may include but not be limited to, maintaining the proper riding position, attention to and compliance with safety instructions, proper use of restraints and safety equipment and a willingness to participate in the attraction.

In addition to the basic physical and mental requirements defined, each ride is evaluated relative to specific temporary conditions which may prevent a guest from safely riding a particular ride. Some of the specific conditions evaluated include:

- ▶ Cervical collar or neck brace
- ▶ Broken collar bone
- ▶ Full arm cast
- ▶ Braced arm cast
- ▶ Lower arm cast
- ▶ Full leg cast
- ▶ Lower leg cast
- ▶ Bilateral abduction leg casts (brace between legs)
- ▶ The suitability of safely carrying hand-held infants on each ride



RIDE INFORMATION

The following descriptions are designed to give you information on the type of actions caused by various rides along with their unique physical restrictions. If you enrolled in the Ride Accessibility Program, follow the directions listed under each ride below.

CUTBACK COVE & CUTBACK COVE SLIDE

Adjacent to Big Surf Shores, this big kids' tropical activity pool features a corkscrew water slide, inviting waterfalls and plenty of poolside lounge chairs for sunbathers. Pool depth varies from one to four feet.

RIDE ACCESS

Guests using wheelchairs will need to transfer from their wheelchair to ascend or descend the steps of the pool and tower. Guests may use the accessibility ramp located in the southeast section of the pool. In addition to this, guests will need to be able to position themselves appropriately on the slide and exit pool. Guests may need assistance from a member of their party to complete this process.

HEIGHT REQUIREMENT

Riders under 42 inches must wear a life vest to ride Cutback Cove slide. After riders have reached the end, they slide into a catch pool that is three feet, five inches in depth where they would then exit the ride area. Handheld infants are not permitted.

RIDE RESTRICTIONS

For your safety, you should ride only if you are in good health. Guests who know or suspect they may be pregnant, have high blood pressure, heart conditions, neck or back problems, recent surgery or any other impairment or medical condition that may be affected by the features of this ride or prevent the normal use of this attraction, shall not ride.

PHYSICAL RESTRICTIONS

In order to access Cutback Cove, guests must meet the following criteria previously defined:

- ▶ Control of upper torso – including head and neck (3)
- ▶ Ability to enter and exit the ride without endangering self or others (12)*
- ▶ Appropriate observed conduct (13)*

Full or braced arm casts, full and lower leg casts, or brace between legs are not permitted. Pad recommended for wrist or forearm casts. Pad required if exposed metal on prosthetic devices.

In order to access Cutback Cove Slide, guests must meet the following criteria previously defined:

- ▶ Ability to maintain the proper riding position throughout the ride (1)*
- ▶ Control of upper torso – including head and neck (3)
- ▶ Ability to hold on with one functioning arm (6)
- ▶ Ability to brace self with one functioning leg (8)
- ▶ Ability to enter and exit the ride without endangering self or others (12)*
- ▶ Appropriate observed conduct (13)*

Full or braced arm casts, full and lower leg casts, or brace between legs are not permitted. Pad required for wrist or forearm casts and exposed metal on prosthetic devices.

*(*An accompanying supervising companion may assist if they fit the criteria for the category.)*



BIG SURF SHORES

The avid body surfer can kick it up at this huge wave pool where guests splash in over 400,000 gallons of water with swells of up to five feet. Water depth is between zero and six feet.

RIDE ACCESS


Guests using wheelchairs may access the beach area from entrance ramps. To access Big Surf Shores, guests must transfer themselves out of their chair to access the pool, and may use the accessibility steps located on the south section of the pool. Guests may need assistance from a member of their party to complete this process.

HEIGHT REQUIREMENT

None. Weak or non-swimmers should not go beyond posted black line. Weak swimmers, non-swimmers, and those under 42 inches are recommended to wear a life vest. Only U.S. Coast Guard approved Type II and Type III life vests are permitted in Aquatica.

RIDE RESTRICTIONS

For your safety, you should ride only if you are in good health. Guests who know or suspect they may be pregnant, have high blood pressure, heart conditions, neck or back problems, recent surgery or any other impairment or medical condition that may be affected by the features of this ride or prevent the normal use of this attraction, shall not ride.



PHYSICAL RESTRICTIONS

In order access Big Surf Shores, guests must meet the following criteria previously defined:

- ▶ Control of upper torso – including head and neck (3)*
- ▶ Ability to enter and exit the ride without endangering self or others (12)*
- ▶ Appropriate observed conduct (13)*

Full or braced arm casts, full and lower leg casts, or brace between legs are not permitted. Pad recommended for wrist or forearm casts. Pad required if exposed metal on prosthetic devices.

*(*An accompanying supervising companion may assist if they fit the criteria for the category, and will only be permitted in water up to mid-chest height while sitting.)*

KATA'S KOOKABURRA COVE

Little ones can splash safely in this 3,000 square foot area where whimsical sea creatures are welcoming play elements for tiny tots to enjoy. Pool depth varies from zero to 12 inches.

RIDE ACCESS

Guests enter through zero depth entry, however chairs and wheelchairs are not permitted in the pool.

HEIGHT REQUIREMENT

None. Children should be supervised at all times.

RIDE RESTRICTIONS

For your safety, you should ride only if you are in good health. Guests who know or suspect they may be pregnant, have high blood pressure, heart conditions, neck or back problems, recent surgery or any other impairment or medical condition that may be affected by the features of this ride or prevent the normal use of this attraction, shall not ride.

PHYSICAL RESTRICTIONS

In order to access Kata's Kookaburra Cove, guests must meet the following criteria previously defined:

- ▶ Ability to maintain the proper riding position throughout the ride (1)*
- ▶ Control of upper torso – including head and neck (3)*
- ▶ Ability to enter and exit the ride without endangering self or others (12)*
- ▶ Appropriate observed conduct (13)*

Pad recommended for casts. Pad required if exposed metal on prosthetic devices.

*(*An accompanying supervising companion may assist if they fit the criteria for the category.)*

KE-RE REEF & RAY CONNECTION

This tropical reef offers guests a chance to see and feed several species of stingrays. Despite the name stingray, these animals are as harmless as they are mesmerizing. Guests have an opportunity to make a memorable, powerful connection during this interaction program. Guests can wade in the water with the majestic stingrays as they touch, feed and learn about these magnificent animals. Pool depth varies from zero to three feet.

RIDE ACCESS

Guests enter through zero depth entry, however chairs and wheelchairs are not permitted in the pool.

HEIGHT REQUIREMENT

Children should be supervised at all times. Hand-held infants are not permitted.

RIDE RESTRICTIONS

For your safety, you should ride only if you are in good health. Guests who know or suspect they may be pregnant, have high blood pressure, heart conditions, neck or back problems, recent surgery or any other impairment or medical condition that may be affected by the features of this ride or prevent the normal use of this attraction, shall not ride.


PHYSICAL RESTRICTIONS

In order to access Ke-Re Reef, guests must meet the following criteria previously defined:

- ▶ Ability to maintain the proper riding position throughout the ride (1)*
- ▶ Control of upper torso – including head and neck (3)
- ▶ Ability to enter and exit the ride without endangering self or others (12)*
- ▶ Appropriate observed conduct (13)*

Full or braced arm casts, full and lower leg casts, or brace between legs are not permitted. Pad recommended for wrist or forearm casts. Pad required if exposed metal on prosthetic devices.

*(*An accompanying supervising companion may assist if they fit the criteria for the category.)*



KIWI CURL & WOOHOO FALLS

Kiwi Curl offers thrill-seeking guests the experience of speed and high wall turns down one of two body slides, each more than 450 feet long.

On WooHoo Falls, guests ride single tubes down one of two distinct, heart-pounding slides. For the adventurous rider, one of the tube slides is pitch dark.

After riders have reached the end, they slide into a catch pool that is three feet, five inches in depth where they would then exit the ride area.

RIDE ACCESS

Guests using wheelchairs will need to transfer from their wheelchair to ascend the steps. Guests will need to be able to position themselves appropriately to ride each slide and exit catch pool (three feet, five inches in depth). Guests may need assistance from a member of their party to complete this process.

HEIGHT REQUIREMENT

Guests must be at least 48 inches to ride Kiwi Curl. Guests must be at least 42 inches to ride WooHoo Falls.

RIDE RESTRICTIONS

For your safety, you should ride only if you are in good health. Guests who know or suspect they may be pregnant, have high blood pressure, heart conditions, neck or back problems, recent surgery or any other impairment or medical condition that may be affected by the features of this ride or prevent the normal use of these attractions, shall not ride. For Kiwi Curl, maximum load should not exceed 400 pounds. For WooHoo Falls, tube maximum load should not exceed 300 pounds.

PHYSICAL RESTRICTIONS

In order to ride Kiwi Curl, guests must meet the following criteria previously defined:


- ▶ Ability to maintain the proper riding position throughout the ride (1)
- ▶ Control of upper torso – including head and neck (3)
- ▶ Ability to hold on with one functioning arm (6)
- ▶ Ability to brace self with one functioning leg (8)
- ▶ Ability to enter and exit the ride without endangering self or others (12)
- ▶ Appropriate observed conduct (13)

Full or braced arm casts, full and lower leg casts, or brace between legs are not permitted. Pad required for wrist or forearm casts and exposed metal on prosthetic devices.

In order to ride WooHoo Falls, guests must meet the following criteria previously defined:

- ▶ Ability to maintain the proper riding position throughout the ride (1)
- ▶ Control of upper torso – including head and neck (3)
- ▶ Ability to hold on with one functioning hand (4)
- ▶ Ability to brace self with one functioning leg (8)
- ▶ Ability to enter and exit the ride without endangering self or others (12)
- ▶ Appropriate observed conduct (13)

Full or braced arm casts, full and lower leg casts, or brace between legs are not permitted. Pad required for wrist or forearm casts and exposed metal on prosthetic devices.



LOGGERHEAD LANE

Hop in a tube, swim, walk or float and enjoy a relaxing time along a winding, 1,200-foot-long water route enhanced by tunnel jets, geysers and misters. Three entry and exit stair sets and one ramp allow easy access to this attraction.

RIDE ACCESS

Guests using wheelchairs may use the ramp entrance to enter and/or exit the river; however they must transfer themselves on to a tube or out of their chair to cruise the river. Guests may need assistance from a member of their party to complete this process.

HEIGHT RESTRICTIONS

Life vest recommended for any guest under 39 inches. Hand-held infants are not allowed in Loggerhead Lane.

RIDE RESTRICTIONS

For your safety, you should ride only if you are in good health. Guests who know or suspect they may be pregnant, have high blood pressure, heart conditions, neck or back problems, recent surgery or any other impairment or medical condition that may be affected by the features of this attraction or prevent the normal use of this attraction, shall not ride.

PHYSICAL RESTRICTIONS

In order to ride Loggerhead Lane, guests must meet the following criteria previously defined:

- ▶ Ability to maintain the proper riding position throughout the ride (1)
- ▶ Control of upper torso – including head and neck (3)
- ▶ Ability to enter and exit the ride without endangering self or others (12)*
- ▶ Appropriate observed conduct (13)*

Full or braced arm casts, full and lower leg casts or brace between legs are not permitted. Pad recommended for wrist or forearm casts. Pad required for exposed metal on prosthetic devices.

*(*An accompanying supervising companion may assist if they fit the criteria for the category.)*

SLIPPITY DIPPITY & ZIPPITY ZAPPITY

A separate pool for families with toddlers gives guests plenty of choices for taking a dip with their children. Kids enjoy several small slides (Slippity Dippity and Zippity Zappity) and water play elements. Nearby hammocks are the perfect place for shade and serenity. Pool depth varies from zero to two feet.

RIDE ACCESS

Slippity Dippity – Guests enter through zero depth entry, however chairs and wheelchairs are not permitted in the pool.

Zippity Zappity – Guests will need to be able to position themselves appropriately on the slide and exit the pool. Guests may need assistance from a member of their party to complete this process.

HEIGHT REQUIREMENT

Slippity Dippity – None.

Zippity Zappity – Riders must be under 48 inches to ride. Children should be supervised at all times.

RIDE RESTRICTIONS

For your safety, you should ride only if you are in good health. Guests who know or suspect they may be pregnant, have high blood pressure, heart conditions, neck or back problems, recent surgery or any other impairment or medical condition that may be affected by the features of this ride or prevent the normal use of this attraction, shall not ride.

PHYSICAL RESTRICTIONS

In order to access Slippity Dippity, guests must meet the following criteria previously defined:

- ▶ Control of upper torso – including head and neck (3)*
- ▶ Ability to enter and exit the ride without endangering self or others (12)*
- ▶ Appropriate observed conduct (13)*

Full or braced arm casts, full and lower leg casts, or brace between legs are not permitted. Pad recommended for wrist or forearm casts. Pad required if exposed metal on prosthetic devices.

*(*An accompanying supervising companion may assist if they fit the criteria for the category.)*

In order to ride Zippity Zappity, guests must meet the following criteria previously defined:

- ▶ Ability to maintain the proper riding position throughout the ride (1)
- ▶ Control of upper torso – including head and neck (3)
- ▶ Ability to hold on with one functioning arm (6)
- ▶ Ability to brace self with one functioning leg (8)
- ▶ Ability to enter and exit the ride without endangering self or others (12)
- ▶ Appropriate observed conduct (13)

Full or braced arm casts, full and lower leg casts, or brace between legs are not permitted. Pad required for wrist or forearm casts and exposed metal on prosthetic devices.

STINGRAY FALLS

The park's signature attraction takes four-seat rafts down twists and turns to an underwater grotto, where riders come face-to-fin with stingrays and tropical fish. After riders have reached the end, they slide into a splash pool that is two feet in depth where they would then exit the ride area.

RIDE ACCESS

Guests using wheelchairs will need to transfer from their wheelchair to ascend the steps. Guests will need to be able to position themselves appropriately to ride each slide and exit splash pool (two feet in depth). Guests may need assistance from a member of their party to complete this process.

HEIGHT REQUIREMENT

Guests must be at least 36 inches to ride Stingray Falls.

RIDE RESTRICTIONS

For your safety, you should ride only if you are in good health. Guests who know or suspect they may be pregnant, have high blood pressure, heart conditions, neck or back problems, recent surgery or any other impairment or medical condition that may be affected by the features of this ride or prevent the normal use of this attraction, shall not ride. The tube's maximum load should not exceed 800 pounds.

PHYSICAL RESTRICTIONS

In order to ride Stingray Falls, guests must meet the following criteria previously defined:

- ▶ Ability to maintain the proper riding position throughout the ride (1)
- ▶ Control of upper torso – including head and neck (3)
- ▶ Ability to hold on with one functioning hand (4)
- ▶ Ability to brace self with one functioning leg (8)
- ▶ Ability to enter and exit the ride without endangering self or others (12)*
- ▶ Appropriate observed conduct (13)*

Full or braced arm casts, full and lower leg casts, or brace between legs are not permitted. Pad required for wrist or forearm casts and exposed metal on prosthetic devices.

*(*An accompanying supervising companion may assist if they fit the criteria for the category.)*

TASSIE'S TWISTERS AND HOOROO RUN

Guests choose single or double tubes for their descent down the 48-foot tall ride. HooRoo Run features open and closed slides, water curtains and lots of twists, turns and drops. Tassie's Twisters sends riders spinning inside of a large bowl before their twisting, turning descent. After riders have reached the end, they slide into a splash pool that is 18 inches in depth where they would then exit the ride area.

RIDE ACCESS

Guests using wheelchairs will need to transfer from their wheelchair to ascend the steps. Guests will need to be able to position themselves appropriately to ride each slide and splash pool (18 inches in depth). Guests may need assistance from a member of their party to complete this process.

HEIGHT REQUIREMENT

Guests must be at least 42 inches to ride HooRoo Run. Guests must be at least 48 inches to ride Tassie's Twisters.

RIDE RESTRICTIONS

For your safety, you should ride only if you are in good health. Guests who know or suspect they may be pregnant, have high blood pressure, heart conditions, neck or back problems, recent surgery or any other impairment or medical condition that may be affected by the features of this ride or prevent the normal use of these attractions, shall not ride. Tube maximum load should not exceed 250 pounds per single rider or 400 pounds total for double riders.

PHYSICAL RESTRICTIONS

In order to ride Tassie's Twisters and HooRoo Run, guests must meet the following criteria previously defined:

- ▶ Ability to maintain the proper riding position throughout the ride (1)
- ▶ Control of upper torso – including head and neck (3)
- ▶ Ability to hold on with one functioning hand (4)

- ▶ Ability to brace self with one functioning leg (8)
- ▶ Ability to enter and exit the ride without endangering self or others (12)
- ▶ Appropriate observed conduct (13)

Full or braced arm casts, full and lower leg casts, or brace between legs are not permitted. Pad required for wrist or forearm casts and exposed metal on prosthetic devices.

WALHALLA WAVE

This family raft ride sends guests soaring through watery waves to the top of a zero-gravity wall, giving riders the sense of weightlessness. After riders have reached the end, they slide into a splash pool that is 18 inches in depth where they would then exit the ride area.

RIDE ACCESS

Guests using wheelchairs will need to transfer from their wheelchair to ascend the steps. Guests will need to be able to position themselves appropriately to ride each slide and exit splash pool (18 inches depth). Guests may need assistance from a member of their party to complete this process.

HEIGHT REQUIREMENT

Guests must be at least 48 inches to ride Walhalla Wave.

RIDE RESTRICTIONS

For your safety, you should ride only if you are in good health. Guests who know or suspect they may be pregnant, have high blood pressure, heart conditions, neck or back problems, recent surgery or any other impairment or medical condition that may be affected by the features of this ride or prevent the normal use of this attraction, shall not ride. The tube's minimum load should be 200 pounds with a maximum load of 700 pounds.

PHYSICAL RESTRICTIONS

In order to ride Walhalla Wave, guests must meet the following criteria previously defined:

- ▶ Ability to maintain the proper riding position throughout the ride (1)
- ▶ Control of upper torso – including head and neck (3)
- ▶ Ability to hold on with two functioning hands (5)
- ▶ Ability to brace self with one functioning leg (8)
- ▶ Ability to enter and exit the ride without endangering self or others (12)
- ▶ Appropriate observed conduct (13)

Full or braced arm casts, full and lower leg casts, or brace between legs are not permitted. Pad required for wrist or forearm casts and exposed metal on prosthetic devices.

WALKABOUT WATERS

This 3-story, interactive, outdoor funhouse provides countless ways to get wet and stay cool. Navigating geysers, sprays, a giant dumping bucket and spouts provide plenty of play for both the young and young-at-heart. Water depth is zero to nine inches.

RIDE ACCESS

Guests using wheelchairs will be able to access the area surrounding Walkabout Waters. The actual funhouse will require guests in wheelchairs to transfer from their wheelchair to ascend the steps. Guests may need assistance from a member of their party to complete this process.

HEIGHT REQUIREMENT

None. Children should be supervised at all times.

RIDE RESTRICTIONS

For your safety, you should ride only if you are in good health. Guests who know or suspect they may be pregnant, have high blood pressure, heart conditions, neck or back problems, recent surgery or any other impairment or medical condition that may be affected by the features of this ride or prevent the normal use of this attraction, shall not ride.

PHYSICAL RESTRICTIONS

In order to access Walkabout Waters, guests must meet the following criteria previously defined:

- ▶ Ability to maintain the proper riding position throughout the ride (1)*
- ▶ Control of upper torso – including head and neck (3)*
- ▶ Ability to enter and exit the ride without endangering self or others (12)*
- ▶ Appropriate observed conduct (13)*

Pad required if exposed metal on prosthetic devices.

*(*An accompanying supervising companion may assist if they fit the criteria for the category.)*

WHANAU WATERS

Featuring naturalistic rockwork, these inviting pools are the perfect spot to relax. Guests can unwind with shallow water swimming, in-water seating and cool waterfalls. Pool depth varies from zero to three feet.

RIDE ACCESS

Guests enter through zero depth entry; however, chairs and wheelchairs are not permitted in the pool.

HEIGHT REQUIREMENT

None. Children should be supervised at all times.

RIDE RESTRICTIONS

For your safety, you should ride only if you are in good health. Guests who know or suspect they may be pregnant, have high blood pressure, heart conditions, neck or back problems, recent surgery or any other impairment or medical condition that may be affected by the features of this ride or prevent the normal use of this attraction, shall not ride.

PHYSICAL RESTRICTIONS

In order to access Whanau Waters, guests must meet the following criteria previously defined:

- ▶ Control of upper torso – including head and neck (3)
- ▶ Ability to enter and exit the ride without endangering self or others (12)*
- ▶ Appropriate observed conduct (13)*

Full or braced arm casts, full and lower leg casts, or brace between legs are not permitted. Pad recommended for wrist or forearm casts. Pad required if exposed metal on prosthetic devices.

*(*An accompanying supervising companion may assist if they fit the criteria for the category.)*

